




















| Devise | Cours Moyen | Billets de banque | | Transactions | |
|--|----------------|-------------------|----------------|----------------|----------------|
| | | Cours Achat | Cours Vente | Cours Achat | Cours Vente |
|  DOLLAR CANADIEN | 1,601.7050 | 1,577.6794 | 1,625.7306 | 1,577.6794 | 1,625.7306 |
|  RIYAL SAUDIENS | 540.9688 | 532.8543 | 549.0833 | 532.8543 | 549.0833 |
|  YEN JAPONAIS | 15.8705 | 15.6324 | 16.1086 | 15.6324 | 16.1086 |
|  COURONNE NORVEGIENNE | 215.5543 | 212.3210 | 218.7876 | 212.3210 | 218.7876 |
|  LIVRE STERLING | 2,559.5320 | 2,521.1390 | 2,597.9250 | 2,521.1390 | 2,597.9250 |
|  COURONNE SUEDOISE | 207.6591 | 204.5442 | 210.7740 | 204.5442 | 210.7740 |
|  DOLLAR AMERICAIN | 2,029.1200 | 1,998.6832 | 2,059.5568 | 1,998.6832 | 2,059.5568 |
|  FRANC SUISSE | 2,114.3274 | 2,082.6125 | 2,146.0423 | 2,082.6125 | 2,146.0423 |
|  EURO | 2,181.3040 | 2,148.5844 | 2,214.0236 | 2,148.5844 | 2,214.0236 |
|  SHILLING KENYAN | 17.3875 | 17.1267 | 17.6483 | 17.1267 | 17.6483 |
|  DROIT DE TIRAGE SPECIAL | 2,728.0195 | 2,687.0992 | 2,768.9398 | 2,687.0992 | 2,768.9398 |
|  RAND SUD AFRICAIN | 130.9579 | 128.9935 | 132.9223 | 128.9935 | 132.9223 |
|  AUSTRALIAN DOLLAR | 1,458.8358 | 1,436.9533 | 1,480.7183 | 1,436.9533 | 1,480.7183 |
|  SHILLING TANZANIEN | 0.8720 | 0.8589 | 0.8851 | 0.8589 | 0.8851 |
|  SHILLING OUGANDAIS | 0.5375 | 0.5294 | 0.5456 | 0.5294 | 0.5456 |
|  FRANC RWANDAIS | 1.9891 | 1.9593 | 2.0189 | 1.9593 | 2.0189 |
|  YUAN RENMINBI | 304.7161 | 300.1454 | 309.2868 | 300.1454 | 309.2868 |
|  DINAR KOWEITIEN | 6,636.0990 | 6,536.5575 | 6,735.6405 | 6,536.5575 | 6,735.6405 |
|  COURONNE DANOISE | 293.2254 | 288.8270 | 297.6238 | 288.8270 | 297.6238 |