




















| Devise | Cours Moyen | Billets de banque | | Transactions | |
|---|-------------|-------------------|-------------|--------------|-------------|
| | | Cours Achat | Cours Vente | Cours Achat | Cours Vente |
|  DOLLAR CANADIEN | 1,591.7610 | 1,567.8846 | 1,615.6374 | 1,567.8846 | 1,615.6374 |
|  RIYAL SAUDIENS | 542.6651 | 534.5251 | 550.8051 | 534.5251 | 550.8051 |
|  YEN JAPONAIS | 15.3212 | 15.0914 | 15.5510 | 15.0914 | 15.5510 |
|  COURONNE NORVEGIENNE | 209.7720 | 206.6254 | 212.9186 | 206.6254 | 212.9186 |
|  LIVRE STERLING | 2,485.0344 | 2,447.7589 | 2,522.3099 | 2,447.7589 | 2,522.3099 |
|  COURONNE SUEDOISE | 199.9098 | 196.9112 | 202.9084 | 196.9112 | 202.9084 |
|  DOLLAR AMERICAIN | 2,038.2500 | 2,007.6763 | 2,068.8238 | 2,007.6763 | 2,068.8238 |
|  FRANC SUISSE | 2,142.1440 | 2,110.0118 | 2,174.2762 | 2,110.0118 | 2,174.2762 |
|  EURO | 2,082.4800 | 2,051.2428 | 2,113.7172 | 2,051.2428 | 2,113.7172 |
|  SHILLING KENYAN | 17.1426 | 16.8855 | 17.3997 | 16.8855 | 17.3997 |
|  DROIT DE TIRAGE SPECIAL | 2,684.2071 | 2,643.9440 | 2,724.4702 | 2,643.9440 | 2,724.4702 |
|  RAND SUD AFRICAIN | 123.7392 | 121.8831 | 125.5953 | 121.8831 | 125.5953 |
|  AUSTRALIAN DOLLAR | 1,428.6094 | 1,407.1803 | 1,450.0385 | 1,407.1803 | 1,450.0385 |
|  SHILLING TANZANIEN | 0.8740 | 0.8609 | 0.8871 | 0.8609 | 0.8871 |
|  SHILLING OUGANDAIS | 0.5257 | 0.5178 | 0.5336 | 0.5178 | 0.5336 |
|  FRANC RWANDAIS | 1.9849 | 1.9551 | 2.0147 | 1.9551 | 2.0147 |
|  YUAN RENMINBI | 302.2809 | 297.7467 | 306.8151 | 297.7467 | 306.8151 |
|  DINAR KOWEITIEN | 6,645.7450 | 6,546.0588 | 6,745.4312 | 6,546.0588 | 6,745.4312 |
|  COURONNE DANOISE | 279.7680 | 275.5715 | 283.9645 | 275.5715 | 283.9645 |