




















| Devise | Cours Moyen | Billets de banque | | Transactions | |
|--|-------------|-------------------|-------------|--------------|-------------|
| | | Cours Achat | Cours Vente | Cours Achat | Cours Vente |
|  DOLLAR CANADIEN | 1,576.1214 | 1,552.4796 | 1,599.7632 | 1,552.4796 | 1,599.7632 |
|  RIYAL SAUDIENS | 537.1155 | 529.0588 | 545.1722 | 529.0588 | 545.1722 |
|  YEN JAPONAIS | 17.4873 | 17.2250 | 17.7496 | 17.2250 | 17.7496 |
|  COURONNE NORVEGIENNE | 225.1124 | 221.7357 | 228.4891 | 221.7357 | 228.4891 |
|  LIVRE STERLING | 2,706.3465 | 2,665.7513 | 2,746.9417 | 2,665.7513 | 2,746.9417 |
|  COURONNE SUEDOISE | 212.4162 | 209.2300 | 215.6024 | 209.2300 | 215.6024 |
|  DOLLAR AMERICAIN | 2,015.1500 | 1,984.9228 | 2,045.3773 | 1,984.9228 | 2,045.3773 |
|  FRANC SUISSE | 2,182.3154 | 2,149.5807 | 2,215.0501 | 2,149.5807 | 2,215.0501 |
|  EURO | 2,260.7968 | 2,226.8848 | 2,294.7088 | 2,226.8848 | 2,294.7088 |
|  SHILLING KENYAN | 17.7000 | 17.4345 | 17.9655 | 17.4345 | 17.9655 |
|  DROIT DE TIRAGE SPECIAL | 2,809.4877 | 2,767.3454 | 2,851.6300 | 2,767.3454 | 2,851.6300 |
|  RAND SUD AFRICAIN | 131.9334 | 129.9544 | 133.9124 | 129.9544 | 133.9124 |
|  AUSTRALIAN DOLLAR | 1,449.9004 | 1,428.1519 | 1,471.6489 | 1,428.1519 | 1,471.6489 |
|  SHILLING TANZANIEN | 0.8709 | 0.8578 | 0.8840 | 0.8578 | 0.8840 |
|  SHILLING OUGANDAIS | 0.5709 | 0.5623 | 0.5795 | 0.5623 | 0.5795 |
|  FRANC RWANDAIS | 1.9880 | 1.9582 | 2.0178 | 1.9582 | 2.0178 |
|  YUAN RENMINBI | 318.9790 | 314.1943 | 323.7637 | 314.1943 | 323.7637 |
|  DINAR KOWEITIEN | 6,651.9773 | 6,552.1976 | 6,751.7570 | 6,552.1976 | 6,751.7570 |
|  COURONNE DANOISE | 303.8342 | 299.2767 | 308.3917 | 299.2767 | 308.3917 |