




















| Devise | Cours Moyen | Billets de banque | | Transactions | |
|--|-------------|-------------------|-------------|--------------|-------------|
| | | Cours Achat | Cours Vente | Cours Achat | Cours Vente |
|  DOLLAR CANADIEN | 1,576.8126 | 1,553.1604 | 1,600.4648 | 1,553.1604 | 1,600.4648 |
|  RIYAL SAUDIENS | 537.0569 | 529.0010 | 545.1128 | 529.0010 | 545.1128 |
|  YEN JAPONAIS | 17.5877 | 17.3239 | 17.8515 | 17.3239 | 17.8515 |
|  COURONNE NORVEGIENNE | 224.9773 | 221.6026 | 228.3520 | 221.6026 | 228.3520 |
|  LIVRE STERLING | 2,720.7600 | 2,679.9486 | 2,761.5714 | 2,679.9486 | 2,761.5714 |
|  COURONNE SUEDOISE | 212.2107 | 209.0275 | 215.3939 | 209.0275 | 215.3939 |
|  DOLLAR AMERICAIN | 2,014.9300 | 1,984.7061 | 2,045.1540 | 1,984.7061 | 2,045.1540 |
|  FRANC SUISSE | 2,193.4792 | 2,160.5770 | 2,226.3814 | 2,160.5770 | 2,226.3814 |
|  EURO | 2,265.9903 | 2,232.0004 | 2,299.9802 | 2,232.0004 | 2,299.9802 |
|  SHILLING KENYAN | 17.7137 | 17.4480 | 17.9794 | 17.4480 | 17.9794 |
|  DROIT DE TIRAGE SPECIAL | 2,825.7748 | 2,783.3882 | 2,868.1614 | 2,783.3882 | 2,868.1614 |
|  RAND SUD AFRICAIN | 131.9384 | 129.9593 | 133.9175 | 129.9593 | 133.9175 |
|  AUSTRALIAN DOLLAR | 1,450.3466 | 1,428.5914 | 1,472.1018 | 1,428.5914 | 1,472.1018 |
|  SHILLING TANZANIEN | 0.8708 | 0.8577 | 0.8839 | 0.8577 | 0.8839 |
|  SHILLING OUGANDAIS | 0.5732 | 0.5646 | 0.5818 | 0.5646 | 0.5818 |
|  FRANC RWANDAIS | 1.9373 | 1.9082 | 1.9664 | 1.9082 | 1.9664 |
|  YUAN RENMINBI | 318.6844 | 313.9041 | 323.4647 | 313.9041 | 323.4647 |
|  DINAR KOWEITIEN | 6,654.7658 | 6,554.9443 | 6,754.5873 | 6,554.9443 | 6,754.5873 |
|  COURONNE DANOISE | 304.6232 | 300.0539 | 309.1925 | 300.0539 | 309.1925 |