




















| Devise | Cours Moyen | Billets de banque | | Transactions | |
|--|-------------|-------------------|-------------|--------------|-------------|
| | | Cours Achat | Cours Vente | Cours Achat | Cours Vente |
|  DOLLAR CANADIEN | 1,518.0426 | 1,495.2720 | 1,540.8132 | 1,495.2720 | 1,540.8132 |
|  RIYAL SAUDIENS | 544.1754 | 536.0128 | 552.3380 | 536.0128 | 552.3380 |
|  YEN JAPONAIS | 14.4035 | 14.1874 | 14.6196 | 14.1874 | 14.6196 |
|  COURONNE NORVEGIENNE | 196.5074 | 193.5598 | 199.4550 | 193.5598 | 199.4550 |
|  LIVRE STERLING | 2,301.0379 | 2,266.5223 | 2,335.5535 | 2,266.5223 | 2,335.5535 |
|  COURONNE SUEDOISE | 184.7088 | 181.9382 | 187.4794 | 181.9382 | 187.4794 |
|  DOLLAR AMERICAIN | 2,047.4600 | 2,016.7481 | 2,078.1719 | 2,016.7481 | 2,078.1719 |
|  FRANC SUISSE | 2,092.5546 | 2,061.1663 | 2,123.9429 | 2,061.1663 | 2,123.9429 |
|  EURO | 2,013.0627 | 1,982.8668 | 2,043.2586 | 1,982.8668 | 2,043.2586 |
|  SHILLING KENYAN | 16.9914 | 16.7365 | 17.2463 | 16.7365 | 17.2463 |
|  DROIT DE TIRAGE SPECIAL | 2,637.3816 | 2,597.8209 | 2,676.9423 | 2,597.8209 | 2,676.9423 |
|  RAND SUD AFRICAIN | 116.1096 | 114.3680 | 117.8512 | 114.3680 | 117.8512 |
|  AUSTRALIAN DOLLAR | 1,356.2375 | 1,335.8939 | 1,376.5811 | 1,335.8939 | 1,376.5811 |
|  SHILLING TANZANIEN | 0.8780 | 0.8648 | 0.8912 | 0.8648 | 0.8912 |
|  SHILLING OUGANDAIS | 0.5353 | 0.5273 | 0.5433 | 0.5273 | 0.5433 |
|  FRANC RWANDAIS | 1.9357 | 1.9067 | 1.9647 | 1.9067 | 1.9647 |
|  YUAN RENMINBI | 288.5453 | 284.2171 | 292.8735 | 284.2171 | 292.8735 |
|  DINAR KOWEITIEN | 6,617.5178 | 6,518.2550 | 6,716.7806 | 6,518.2550 | 6,716.7806 |
|  COURONNE DANOISE | 270.6812 | 266.6210 | 274.7414 | 266.6210 | 274.7414 |