




















| Devise | Cours Moyen | Billets de banque | | Transactions | |
|--|-------------|-------------------|-------------|--------------|-------------|
| | | Cours Achat | Cours Vente | Cours Achat | Cours Vente |
|  DOLLAR CANADIEN | 2,110.8620 | 2,079.1991 | 2,142.5249 | 2,079.1991 | 2,142.5249 |
|  RIYAL SAUDIENS | 765.4861 | 754.0038 | 776.9684 | 754.0038 | 776.9684 |
|  YEN JAPONAIS | 18.9181 | 18.6343 | 19.2019 | 18.6343 | 19.2019 |
|  COURONNE NORVEGIENNE | 267.2157 | 263.2075 | 271.2239 | 263.2075 | 271.2239 |
|  LIVRE STERLING | 3,626.3083 | 3,571.9137 | 3,680.7029 | 3,571.9137 | 3,680.7029 |
|  COURONNE SUEDOISE | 269.8603 | 265.8124 | 273.9082 | 265.8124 | 273.9082 |
|  DOLLAR AMERICAIN | 2,871.3000 | 2,828.2305 | 2,914.3695 | 2,828.2305 | 2,914.3695 |
|  FRANC SUISSE | 3,177.2712 | 3,129.6121 | 3,224.9303 | 3,129.6121 | 3,224.9303 |
|  EURO | 3,110.7664 | 3,064.1049 | 3,157.4279 | 3,064.1049 | 3,157.4279 |
|  SHILLING KENYAN | 22.0869 | 21.7556 | 22.4182 | 21.7556 | 22.4182 |
|  DROIT DE TIRAGE SPECIAL | 3,807.1157 | 3,750.0090 | 3,864.2224 | 3,750.0090 | 3,864.2224 |
|  RAND SUD AFRICAIN | 153.4285 | 151.1271 | 155.7299 | 151.1271 | 155.7299 |
|  AUSTRALIAN DOLLAR | 1,888.5976 | 1,860.2686 | 1,916.9266 | 1,860.2686 | 1,916.9266 |
|  SHILLING TANZANIEN | 1.1129 | 1.0962 | 1.1296 | 1.0962 | 1.1296 |
|  SHILLING OUGANDAIS | 0.7482 | 0.7370 | 0.7594 | 0.7370 | 0.7594 |
|  FRANC RWANDAIS | 2.2301 | 2.1966 | 2.2636 | 2.1966 | 2.2636 |
|  YUAN RENMINBI | 396.9311 | 390.9771 | 402.8851 | 390.9771 | 402.8851 |
|  DINAR KOWEITIEN | 9,336.6501 | 9,196.6003 | 9,476.6999 | 9,196.6003 | 9,476.6999 |
|  COURONNE DANOISE | 417.0825 | 410.8263 | 423.3387 | 410.8263 | 423.3387 |